



[www.ecomatik.de](http://www.ecomatik.de)

- Plant Growth
- Sap Flow
- Soil Moisture

ECOMATIK  
Muenchner Str. 22  
D-85221 Dachau/Munich  
Germany

Phone +49 8131 260738  
Fax +49 8131 274434  
Website [www.ecomatik.de](http://www.ecomatik.de)  
Mail [info@ecomatik.de](mailto:info@ecomatik.de)



## Dendrometers .....Page 1-8

Highly precise, flexible and handy instruments for measuring changes of radius, diameter, circumference and stem length of plants

## SF-L Sap Flow Sensor .....Page 9-10

Highly accurate Sap Flow Sensor

## SF-G Sap Flow Sensor .....Page 11

The well-known thermal dissipation probe (TDP) developed by Granier

## Equitensiometers .....Page 12-15

Worldwide, the first highly accurate and maintenance-free instrument for measuring soil matric potential (0- -15 bar).

## Worldwide References .....Page 16-17

# Dendrometer\*

[www.ecomatik.de](http://www.ecomatik.de)

## Why we need dendrometer?

Dendrometers are instruments for continuous measurement of plant growth (changes of the plant diameter). Data of dendrometer document the reactions of plants to environment in high temporal resolution.

In ecophysiological research environmental parameters are measured hourly or shorter. The plant parameters such as yield, biomass and tree rings are only available annually. It is quite difficult to compare hourly data with annual data. Significance of such cause-effect studies on different time scales is limited.

Dendrometer allows us to record the plant parameters at the same time interval, such as environmental parameters. The data therefore permit the direct assignment of plant responses to environmental influences. Dendrometer are therefore a cost-effective and useful tool for ecophysiological studies

## Applications

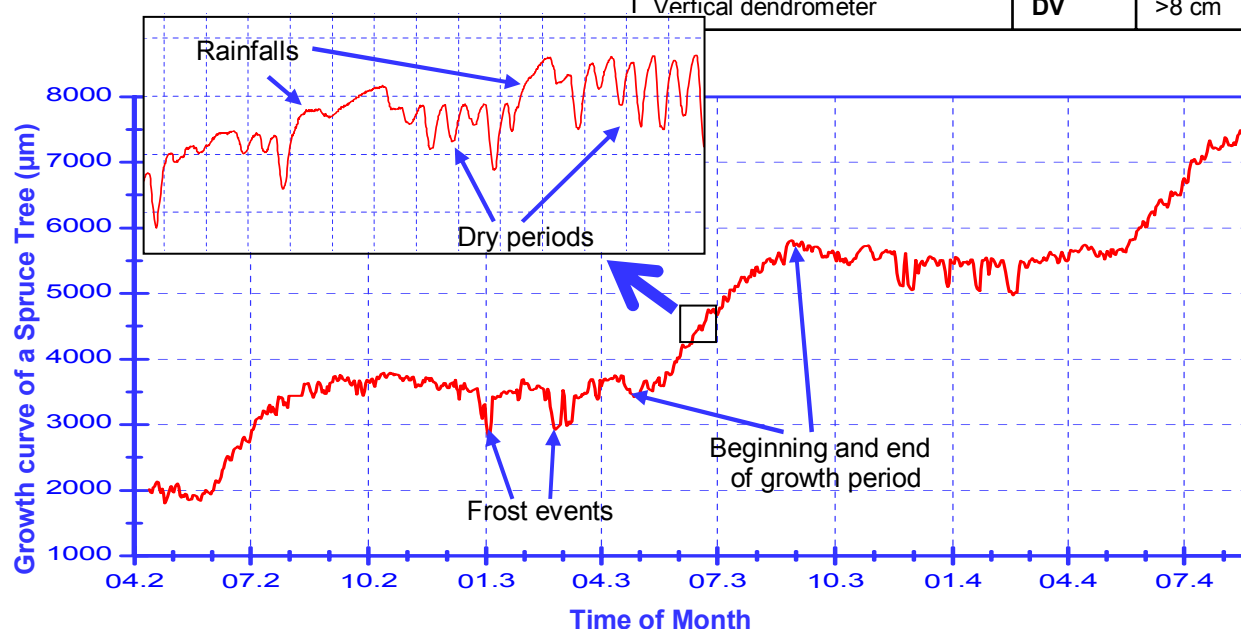
- Monitoring of the growth processes of plants
- Monitoring the water status of plants
- Examination of the influence of environmental factors on plant growth
- Precise dating of the beginning and end of growing season
- Precise determination of the point of frost events
- Estimation of the water content in plants (in combination with sap flow measurement the transpiration can be calculated continuously)
- Irrigation control
- Monitoring and investigation of the stability of road and park trees or branches

## Benefits of Ecomatik Dendrometers

- Protected by several patented techniques
- Low power consumption, as more than one year records only with an internal battery
- More than 15 years of worldwide use (more than 40 countries, polar regions, tropical, high mountain)
- Resolution up to 0.2 microns (depending on data logger)
- Temperature effect compensated
- Large selection for different measurement requirements: radius, diameter, circumference, fruit, vegetables, vertical changes
- Compatible with all popular data loggers (e.g. Campbell, Delta-T, Datataker). ECOMATIK provides a Dendrometer logger (DL15), which runs on an internal battery more than two years.

## Available Dendrometer Types

Name	Abbreviation	Suitable for diameter of
Radius dendrometer	DR	>8 cm
Diameter dendrometer small	DD-S	0-5 cm
Diameter dendrometer large	DD-L	3-30 cm
Circumference dendrometer 1	DC1	5-30 cm
Circumference dendrometer 2	DC2	>5 cm
Circumference dendrometer 3	DC3	>5 cm
Roots and aquatic Plants dendrometer	DRO	0-2 cm
Fruit, vegetable dendrometer	DF	0-11 cm
Vertical dendrometer	DV	>8 cm



A typical dendrometer curve

\* Patents pending

## DR Radius Dendrometer

[www.ecomatik.de](http://www.ecomatik.de)



The sensor is anchored by two special screws in the heartwood. The changes outside of the heartwood correspond to the radial growth. The arrangement ensures high stability for long-term measurements.

### Benefits

- Stability against wind, snow, falling branches and fruits
- Low pressure at the measuring point
- Suitable for large trees (diameter > 8 cm)
- Ideal for long-term measurement with less manpower

### Limits

- Trunk is injured by drilling (the damage can be minimized by tree resin)
- Suitable only for larger trees (diameter > 8 cm)

### Delivery

- Complete with 5 m cable

### Options / Ordering Information

- Cable extension (please specify in meters)
- Installation tools (tree resin, hand drill)
- Data Logger

### Technical specifications

Name	Radius Dendrometer (DR)
<b>Suitable for plant size</b>	Diameter > 8 cm
<b>Range of the sensor</b>	11 mm
<b>Accuracy</b>	$\pm 1.5 \mu\text{m} \pm 0.12\%$ (CR1000 data logger)
<b>Resolution</b>	0.2 - 2.6 $\mu\text{m}$ (dependent on data logger used)
<b>Linearity</b>	<1%
<b>Thermal expansion coefficient of sensor</b>	<0.1 $\mu\text{m/K}$
<b>Operating conditions</b>	Air temperature: -30 to 40° C, air humidity: 0 to 100%

## DD-S Diameter Dendrometer Small



The DD-S is designed specifically for agricultural plants, small trees and branches (diameter < 5 cm). Due to a patented mounting method, the dendrometer also provides for very small plants stable readings.

### Benefits

- Suitable for small trees and agricultural plants
- The plants do not have to bear the weight of the dendrometer
- Measures diameter changes
- No Injury to plants
- Minimal load on the target
- Stability against wind, snow, falling small branches and small fruits
- Ordering by size of plants possible

### Limits

- Not suitable for diameter greater than 5 cm (see Type DD-L)

### Delivery

- Complete with 5 m cable
- Fixing materials and installation tools (wrench)

### Options / Ordering Information

- Cable extension (please specify in meters)
- If necessary, different frame size
- Data Logger

### Technical specifications

Name	Diameter Dendrometer Small (DD-S)
<b>Suitable for plant size</b>	Diameter 0 -5 cm (on request extendable)
<b>Range of the sensor</b>	11 mm
<b>Accuracy</b>	$\pm 1.5 \mu\text{m} \pm 0.12\%$ (CR1000 data logger)
<b>Resolution</b>	0.2 - 2.6 $\mu\text{m}$ (dependent on data logger used)
<b>Linearity</b>	1%
<b>Thermal expansion coefficient of sensor</b>	<0.1 $\mu\text{m/K}$
<b>Operating conditions</b>	Air temperature: -30 - 40° C, air humidity: 0-100

## DD-L Diameter Dendrometer Large

[www.ecomatik.de](http://www.ecomatik.de)



The sensor is mounted on a patented fastening technology at the plant. The sensor remains stable fixed at the measuring point without exerting too much pressure on the measuring point. The model is suitable for diameter of 3-30 cm.

### Benefits

- Suitable for diameter 3-30 cm
- Measures diameter changes
- No Injury to plants
- Minimal load on the target
- Stability against wind, snow, falling small branches and small fruits
- Ordering by size of plants possible

### Limits

- Not suitable for diameter greater than 30 cm

### Delivery

- Complete with 5 m cable
- Fixing materials and installation tools (wrench)

### Options / Ordering Information

- Cable extension (please specify in meters)
- If necessary, different frame size
- Data Logger

### Technical specifications

Name	Diameter Dendrometer Large (DD-L)
Suitable for plant size	Diameter 3-20 cm (on request reducible)
Range of the sensor	11 mm
Accuracy	$\pm 1.5 \mu\text{m} \pm 0.12\%$ (CR1000 data logger)
Resolution	0.2 - 2.6 $\mu\text{m}$ (dependent on data logger used)
Linearity	1%
Thermal expansion coefficient of sensor	$< 0.1 \mu\text{m/K}$
Operating conditions	Air temperature: -30 to 40° C, air humidity: 0 to 100%

## DC1 Circumference Dendrometer



The Circumference Dendrometer 1 is the simple version for the measurement of circumference changes of plants. The sensor is mounted on the plant with a wire cable with a very low coefficient of thermal expansion. The slide rings reduce the friction between the wire cable and the tree bark. They also decrease the pressure of wire cable on the tree.

### Benefits

- Suitable for diameter 5-30 cm
- No injury to plants
- Easy installation
- Stability against wind, snow, falling small branches and small fruits
- Readings directly correspond to the circumference changes

### Limits

- Because of the tension of the wire cable is applied in the tangential direction the pressure of the wire cable to the tree depends on tree size. The smaller the tree, the greater the pressure. Thus the measured data between trees of different diameters are usually not comparable. In such cases, we recommend the use of Circumference Dendrometer 2 (DC2).

### Delivery

- Complete with 5 m cables and 1 m wire cable

### Options / Ordering Information

- Cable extension (please specify in meters)
- Extension of the wire cable (please specify in meters)
- Data Logger

### Technical specifications

Name	Circumference Dendrometer 1 (DC1)
Suitable for plant size	Diameter 5-30 cm
Range of the sensor	11 mm
Accuracy	$\pm 1.5 \mu\text{m} \pm 0.12\%$ (CR1000 data logger)
Resolution	0.2 - 2.6 $\mu\text{m}$ (dependent on data logger used)
Linearity	1%
Thermal expansion coefficient of sensor	$< 0.1 \mu\text{m/K}$
Thermal expansion coefficient of the wire cable	$< 1.4 \times 10^{-6}/\text{K}$
Operating conditions	Air temperature: -30 to 40° C, air humidity: 0 to 100%

## DC2 Circumference Dendrometer 2

[www.ecomatik.de](http://www.ecomatik.de)



The DC2 is the improved version of the DC1. The tension is not applied in a tangential, but in the radial direction. The pressure of the wire cable to the tree is independent of tree size. The data of different tree sizes are comparable.

The sensor is mounted on a wire cable with very low thermal expansion coefficient at tree. The slide rings reduce the friction between the wire cable and the tree bark. They also decrease the pressure on the tree.

### Benefits

- Suitable for all tree sizes (> 5 cm)
- Pressure of the wire cable to the tree independent of tree size
- Automatic adjustment of the tension, sensitive measurements even with very large trees
- No injury to plants
- Stability against wind, snow, falling small branches and small fruits
- Easy installation
- Easy adjustment by the integrated turnbuckle

### Limits

- The data must be converted (free Excel program available)
- The tree must be roughly circular

### Delivery

- Complete with 5 m cable and 1 m wire cable

### Options / Ordering Information

- Cable extension (please specify in meters)
- Extension of the wire cable (please specify in meters)
- Free Excel program for data conversion
- Data Logger

### Technical specifications

Name	Circumference Dendrometer 2 (DC2)								
Suitable for plant size	Diameter > 5 cm								
Range of the sensor	15 mm								
Range in diameter	Because of the unique design the real measuring range in diameter is dependent from the tree size. <table border="1"> <thead> <tr> <th>Tree Diameter (cm)</th><th>Measuring Range (mm)</th></tr> </thead> <tbody> <tr> <td>10</td><td>9.9</td></tr> <tr> <td>50</td><td>6.6</td></tr> <tr> <td>100</td><td>5.2</td></tr> </tbody> </table>	Tree Diameter (cm)	Measuring Range (mm)	10	9.9	50	6.6	100	5.2
Tree Diameter (cm)	Measuring Range (mm)								
10	9.9								
50	6.6								
100	5.2								
Accuracy	$\pm 2 \mu\text{m} \pm 0.12\%$ (CR1000 data logger)								
Resolution	0.3 – 3.6 $\mu\text{m}$ (dependent on data logger used)								
Linearity	2%								
Thermal expansion coefficient of sensor	$< 0.1 \mu\text{m/K}$								
Thermal expansion coefficient of the wire cable	$< 1.4 \times 10^{-6}/\text{K}$								
Operating conditions	Air temperature: -30 to 40° C, air humidity: 0 to 100%								

## DC3 Circumference Dendrometer 3



The DC3 has the same structure as DC2. Only the sensor measuring range is greater than DC2. This meets the measurement requirements of fast-growing trees.

The **benefits, limits, delivery, and ordering information** of DC3 is the same as that of DC2.

### Technical specifications

Name	Circumference Dendrometer 3 (DC3)						
Suitable for plant size	Diameter > 5 cm						
Range of the sensor	25 mm						
Range in diameter	Tree Diameter (cm)      Measuring Range (mm) <table border="1"> <tbody> <tr> <td>10</td><td>16.2</td></tr> <tr> <td>50</td><td>11.3</td></tr> <tr> <td>100</td><td>9.0</td></tr> </tbody> </table>	10	16.2	50	11.3	100	9.0
10	16.2						
50	11.3						
100	9.0						
Accuracy	$\pm 3.3 \mu\text{m} \pm 0.12\%$ (CR1000 data logger)						
Resolution	0.4 – 6 $\mu\text{m}$ (dependent on data logger used)						
Linearity	0.7%						
Thermal expansion coefficient of sensor and wire cable, and Operating conditions are the same as that of DC2							

## DF Fruit and Vegetable Dendrometer

[www.ecomatik.de](http://www.ecomatik.de)



Fruit and Vegetable Dendrometer is the special version for circular targets. The fruit in the measuring frame is firmly fixed without affecting its growth. The frame bears the weight of the target.

### Benefits

- Suitable for diameter between 0 and 11 cm (other size on request)
- Fruits do not have to bear the weight of the dendrometers
- Measures diameter changes
- No Injury to fruits
- Stability against wind, snow, falling small branches and small fruits

### Limits

- Not suitable for very soft fruit and vegetables (such as ripe tomatoes)

### Delivery

- Complete with 5 m cable
- Fixing materials and installation tools (wrench)

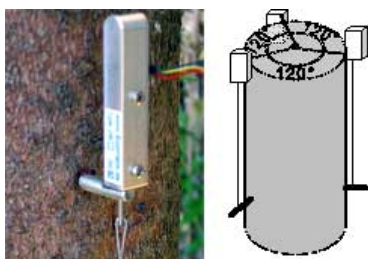
### Options / Ordering Information

- Cable extension (please specify in meters)
- If necessary, different frame size
- Data Logger

### Technical specifications

Name	Fruit and Vegetable Dendrometer (DF)
<b>Suitable for plant size</b>	Diameter 0 -11 cm (on request reducible)
<b>Range of the sensor</b>	15 mm
<b>Accuracy</b>	$\pm 2 \mu\text{m} \pm 0.12\%$ (CR1000 data logger)
<b>Resolution</b>	0.3 – 3.6 $\mu\text{m}$ (dependent on data logger used)
<b>Linearity</b>	2%
<b>Thermal expansion coefficient of sensor</b>	$<0.1 \mu\text{m/K}$
<b>Operating conditions</b>	Air temperature: -30 to 40° C, air humidity: 0 to 100%

## DV Vertical Dendrometer



The Vertical dendrometer is developed to determine the vertical changes (not growth) of trees continuously. Because the trees vary in length according to water status, wind direction and curvature, the vertical change is an interesting measure to assess the water status, mechanical stress, stability and direction of growth of the trees.

In order to cover the different causes (water status, curvature) separately, a parallel measurement is of three directions with three vertical dendrometers necessary.

### Benefits

- Suitable for large trees (diameter > 8 cm)
- Stability against wind, snow, falling branches and fruits

### Limits

- Trunk is injured by drilling (the damage can be minimized by tree resin)

### Delivery

- Complete with 5 m cable and 1 m wire cable


### Options / Ordering Information

- Cable extension (please specify in meters)
- Installation tools (tree resin, hand drill)
- Data Logger

### Technical specifications

Name	DV Vertical Dendrometer
<b>Suitable for plant size</b>	Diameter > 8 cm
<b>Range of the sensor</b>	11 mm
<b>Accuracy</b>	$\pm 1.5 \mu\text{m} \pm 0.12\%$ (CR1000 data logger)
<b>Resolution</b>	0.2 - 2.6 $\mu\text{m}$ (dependent on data logger used)
<b>Linearity</b>	1%
<b>Thermal expansion coefficient of sensor</b>	$<0.1 \mu\text{m/K}$
<b>Thermal expansion coefficient of the wire cable</b>	$<1.4 \times 10^{-6}/\text{K}$
<b>Operating conditions</b>	Air temperature: -30 to 40° C, air humidity: 0 to 100%

## DRO Root Dendrometer

[www.ecomatik.de](http://www.ecomatik.de)


The DRO Dendrometers is designed for continuous measurement of roots, aquatic plants and creepers. The device is waterproof. The sensor rod is protected with soft, light resistant rubber. The metal clamp protects the sensor from excessive pressure from top soil. The unit has specific weight similar to water, when used under water therefore has no impact on plants. It is easy to install and maintenance free. By more than 1 year test, it has proven itself well.

### Benefits

- Waterproof, suitable for use in/on the soil and under water
- Low pressure at the measuring point
- Ideal for long-term measurement with less manpower

### Limits

- Only for diameter smaller than 2 cm

### Delivery

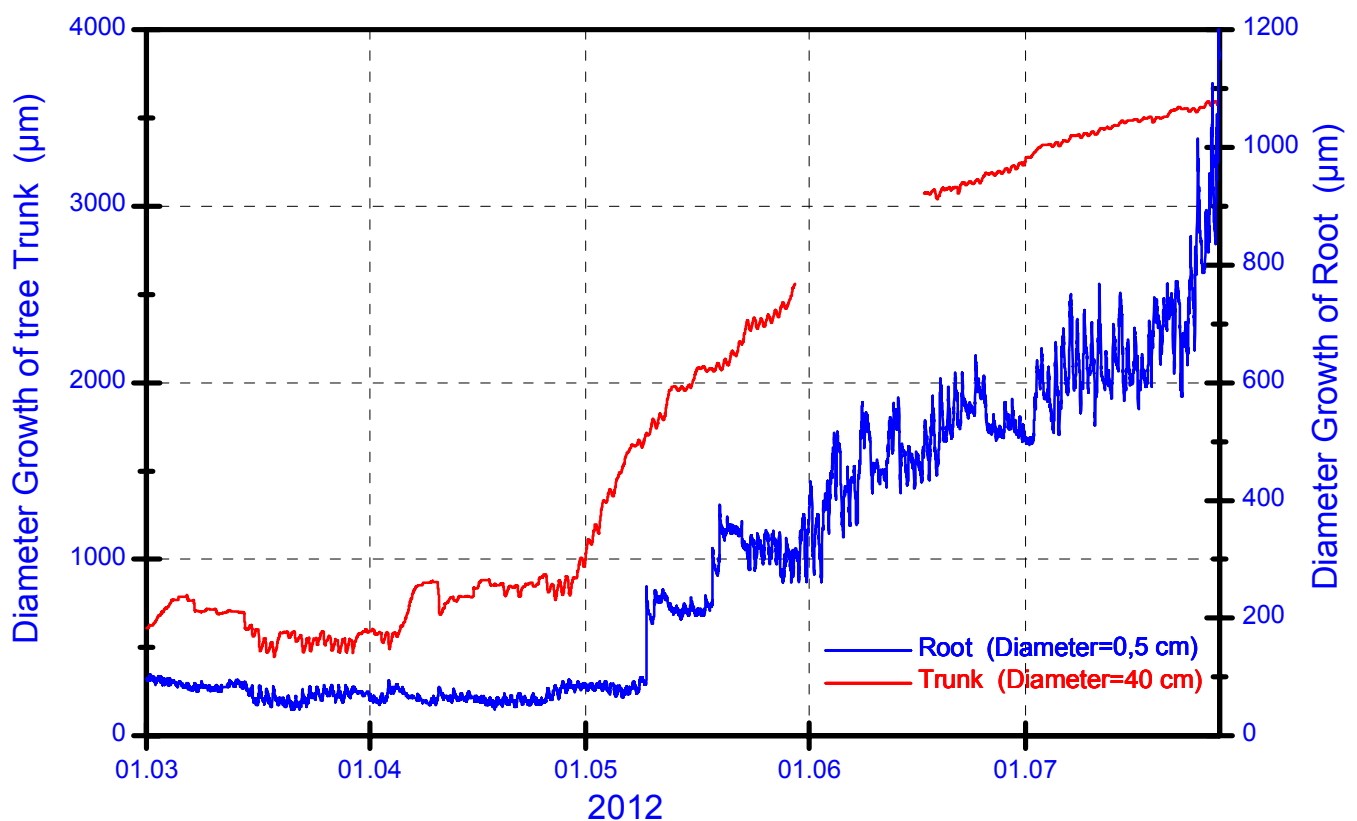
- Complete with 5 m cable

### Options / Ordering Information

- Cable extension (please specify in meters)
- Data Logger

### Technical specifications

Name	Root Dendrometer (DRO)
<b>Suitable for plant size</b>	Diameter <2 cm
<b>Range of the sensor</b>	11 mm
<b>Accuracy</b>	$\pm 1.5 \mu\text{m} \pm 0.12\%$ (CR1000 data logger)
<b>Resolution</b>	0.2 - 2.6 $\mu\text{m}$ (dependent on data logger used)
<b>Linearity</b>	<1%
<b>Thermal expansion coefficient of sensor</b>	<0.1 $\mu\text{m/K}$
<b>Operating conditions</b>	Temperature: -30 to 40° C, in and on soil, under water



Growth curves of trunk and root of a Norway spruce tree, measured with circumference Dendrometer (DC1) and a root Dendrometer (DRO) in Kranzberger Forst, a study plot of TUM

## Data Logging and Communication

[www.ecomatik.de](http://www.ecomatik.de)

ECOMATIK dendrometers are compatible with all popular data loggers (e.g. Campbell, Delta-T, DT80). We give you support for connecting our dendrometers with the data loggers.

ECOMATIK provides a wireless data logger and dendrometer data logger DL15.

The Wireless Data Logger: Logs and wirelessly transmits real-time data to your computer, suitable for intensively monitoring tree growth in small area (green house, nursery).

### Dendrometer Data Logger (DL15)



The DL15 is a battery powered, weather proof, 4-channel data logger. It runs on an internal battery more than one year. It is suitable for long-term monitoring tree growth.

### Technical specifications

Name	Dendrometer Data Logger (DL15)
Memory	64 Kb (43 000 readings) If you connect 4 dendrometers, and collect data every 30 min., the memory will store data of $43000/48/5 = 179$ days
Resolution	2.6 $\mu$ m for Dendrometer types: DD-L, DD-S, DC1, DR, DV 3.6 $\mu$ m for Dendrometer types: DC2, DF 6 $\mu$ m for Dendrometer type: DC3
Accuracy	$\pm 1\%$ Temperature effects compensated
Interface	USB interface to PC
Channel	4, for connecting up to 4 dendrometers
Logging Interval	1 sec. to 18 hours
Power supply	One 3-Volt CR-2032 Lithium battery. A new battery will typically last one year if logging interval is greater than one minute
Environment	Suitable for outdoor conditions Temperature: Logging: $-20^{\circ}$ to $70^{\circ}$ C, Launch/Readout: $0^{\circ}$ to $50^{\circ}$ C, Humidity: 0-95%, non-condensing


## Worldwide users of our dendrometers in more than 40 countries

Universitat Politècnica de Catalunya, Barcelona  
 Chinese Academy of Forestry, Beijing  
 Swiss Federal Institute for Forest, Snow and Landscape, Birmensdorf  
 Universität Bonn, Dendroökologisches Labor, Bonn  
 Deutsche Forschungsgemeinschaft, Bonn  
 DBIO-APNA, Brussels  
 Vrije Universiteit Brussel, Brussels  
 INRA-EPHYSE, CESTAS Cedex  
 Brandenburgische Technische Universität, Cottbus  
 Debrecen University, Debrecen  
 Johann Heinrich von Thünen-Institut, Eberswalde  
 University of Erlangen-Nuremberg, Erlangen  
 University Duisburg-Essen, Essen  
 Technische Universität München, Freising  
 Bayerische Landesanstalt für Landwirtschaft, Freising  
 Justus-Liebig Universität, Gießen  
 Thüringer Landesanstalt für Wald, Jagd und Fischerei, Gotha  
 Ernst-Moritz-Arndt-Universität, Greifswald  
 Universität Hamburg, Hamburg  
 Leibniz Universität, Hannover  
 Universität Innsbruck, Innsbruck  
 BFW, Innsbruck

Max-Planck-Institut für Biogeochemie, Jena  
 University of Western Ontario, London  
 Lund University, Lund  
 Johannes Gutenberg University Mainz, Mainz  
 Ludwig-Maximilians-University Munich, München  
 Helmholtz Zentrum München, Neuherberg  
 Tulane University, New Orleans  
 Lamont-Doherty Earth Observatory of Columbia, New York  
 USDA Forest Service, Olympia  
 Norwegian Univ of Life Sciences, Oslo  
 University of Oxford, Oxford  
 Helmholtz-Zentrum Potsdam, Potsdam  
 Beuth Hochschule für Technik Berlin, Potsdam-Bornim  
 CSIR Natural Resources and the Environment, Pretoria  
 Direction de la recherche forestière, Québec  
 McGill University, Québec  
 O3HP, St Paul-lez-Durance  
 National Taiwan University, Taipei  
 Bayerisches Amt für forstliche Saat- und Pflanzenzucht, Teisendorf  
 Technische Universität Dresden, Tharandt  
 University of Aarhus, Tjele  
 University of Arizona, Tucson

- Otieno DO, Kurz-Besson C, Liu J, Schmidt MWT, Vale-Lobodo R, David TS, Siegwolf R, Pereira JS and Tenhunen JD: Seasonal Variations in Soil and Plant Water Status in a *Quercus suber* L. Stand: Roots as Determinants of Tree Productivity and Survival in the Mediterranean-type Ecosystem. *Plant and Soil*, 283, 119-135, 2006
- Otieno DO: Coordinated Tree Response to Drought – Vulnerability and Sustainable Production: Hypotheses on Arid Ecosystem Adjustments to Limitation in Water Resources. Doctoral Thesis, University Bayreuth, Germany, 2004
- Braeuning, A., Burchardt, I. (2006): Detection of growth dynamics in tree species of a tropical mountain rain forest in southern Ecuador, TRACE- Tree Rings in Archaeology, Climatology and Ecology, Vol. 4: Proceedings of the DEDROSYMPOSIUM 2005, Fribourg 127-131
- Leander W, Lesnino G, Rannertshauser J and Sturm A (2006): Süddeutscher Großversuch zu abiotischen Baumschäden an jungen Alleebäumen. <http://baum-expert.de/infos/stammschaedenartikelhp.pdf>
- Beeck C, Pude, R., Baab, G. und M. M. Blanke: Wie wirken Grünschnitt-Kompost und Miscanthusmulch auf die Bodenfeuchte, das Bodenleben sowie vegetatives und generatives Wachstum junger Apfelbäume? *Erwerbs-Obstbau*, im Druck, 2006
- Liu J.C., Firsching B.M., Payer H.D. (1995): Untersuchungen zur Wirkung von Stoffeinträgen, Trockenheit, Ernährung und Ozon auf die Fichtenerkrankung am Wank in den Kalkalpen. *GSF-Bericht* 18/95, 236 S.
- Liu J.C. (1995): Eine Methode zur Messung des vom Wassereffekt bereinigten Dickenzuwachses. *Forstliche Forschungsberichte München*, 153, 40-44.
- Liu J.C., Häberle K.H., Loris K. (1994): Untersuchungen zum Einfluß des Matrix-potentials auf Stammdickenänderungen von Fichten (*Picea abies* (L.) Karst.). *Pflanzenern. Bodenk.*, 158, 231-234.
- Found at <http://scholar.google.de/>**
- L Wilhelm, G Lesnino, J Rannertshauser: Süddeutscher Großversuch zu abiotischen Stammschäden an jungen Alleebäumen
- MG Mameli, L De Pau, D Satta, L Zucca: Preliminary Results on the Effects of Partial Rootzone Drying, Regulated Deficit Irrigation and Sustained Deficit Irrigation on 'Vermentino' Grapevine in Sardinia (Italy)
- F Volland-Voigt, A Bräuning, O Ganzhi: Radial stem variations of *Tabebuia chrysantha* (Bignoniaceae) in different tropical forest ecosystems of southern Ecuador. *Trees-Structure and ...*, 2011 - Springer
- J Krepkowski, A Bräuning, A Gebrekirstos: Cambial growth dynamics and climatic control of different tree life forms in tropical mountain forest in Ethiopia *Trees-Structure and ...*, 2011 - Springer
- I MÉSZÁROS, P KANALAS, A FENYVESI, J KIS... - *Acta Silv. Lign: Diurnal and Seasonal Changes in Stem Radius Increment and Sap Flow Density Indicate Different Responses of Two Co-existing Oak Species to Drought* .
- C Liu, S Kang, F Li, S Li, T Du: Relationship between environmental factor and maximum daily stem shrinkage in apple tree in arid region of northwest China. *Scientia Horticulturae*, 2011 - Elsevier
- W Xiong, Y Wang, P Yu, H Liu, Z Shi: Growth in stem diameter of *Larix principis-rupprechtii* and its response to meteorological factors in the south of Liupan Mountain, China. *Acta Ecologica Sinica*, 2007 - Elsevier
- C Liu, T Du, F Li, S Kang, S Li: Trunk sap flow characteristics during two growth stages of apple tree and its relationships with affecting factors in an arid region of northwest China. *Agricultural Water Management*, 2011 - Elsevier
- MA RIPOLL, MN JIMÉNEZ... - *MANAGED: EFFECTS OF DIFFERENT THINNING INTENSITIES ON DIGITAL DENDROMETRIC DATA RECORDED IN A SEMI-ARID ALEPPO PINE AFFORESTATION IN SE ...*
- M Baumgarten, A Kühn, HP Dietrich: Ozonaufnahme als Preis der Transpiration? *LWF aktuell*, 2012
- WD Devine... - *Agricultural and Forest Meteorology: Factors affecting diurnal stem contraction in young Douglas-fir* 2011 - Elsevier
- D Mantovani, M Veste: How much water is used by a black locust (*Robinia pseudoacacia* L.) short-rotation plantation on degraded soil? 2011 - [eprints.dbges.de](http://eprints.dbges.de)
- 朱建刚, 余新晓: 预测植物瞬态液流的 BP 神经网络模型: 林业科学, 2010
- J Miralles-Crespo, MJ Sánchez-Blanco: Comparison of stem diameter variations in three small ornamental shrubs under water stress. 2010 - [hortsci.ashspublications.org](http://hortsci.ashspublications.org)
- DO Otieno, C Kurz-Besson, J Liu, MWT Schmidt: Seasonal variations in soil and plant water status in a *Quercus suber* L. stand: roots as determinants of tree productivity and survival in the Mediterranean-type. *Plant and Soil*, 2006 - Springer
- 李秧秧, 石辉, 张安邦: 黄土丘陵区几种林木茎干径向生长的日变化及其对环境因素的响应. ... - *水土保持学报*, 2007
- 熊伟, 王彦辉, 于澎涛, 刘海龙, 时忠杰: 六盘山南坡华北落叶松 (*Larix principis-rupprechtii*) 树干直径生长及其对气象因子的响应. *生态学报*, 2007 - [ecologica.cn](http://ecologica.cn)
- D Otieno: Coordinated Tree Responses to Drought-Vulnerability and Sustainable Production: Hypotheses on Arid Ecosystem Adjustments to Limitations in Water. 2004 - [opus.ub.uni-bayreuth.de](http://opus.ub.uni-bayreuth.de)
- 江源: 芦芽山林线白与华北落叶松径向生长特征比较. *应用生态学报*, 2009

# SF-L Sap Flow Sensor\*

[www.ecomatik.de](http://www.ecomatik.de)


- Continuous monitoring of sap flow in trees
- Improved “well known” Granier Sap Flow Sensor
- Accurate measurement of night-time sap flow
- Enhanced accuracy and reliability
- Simplified data processing
- Complete installation tools

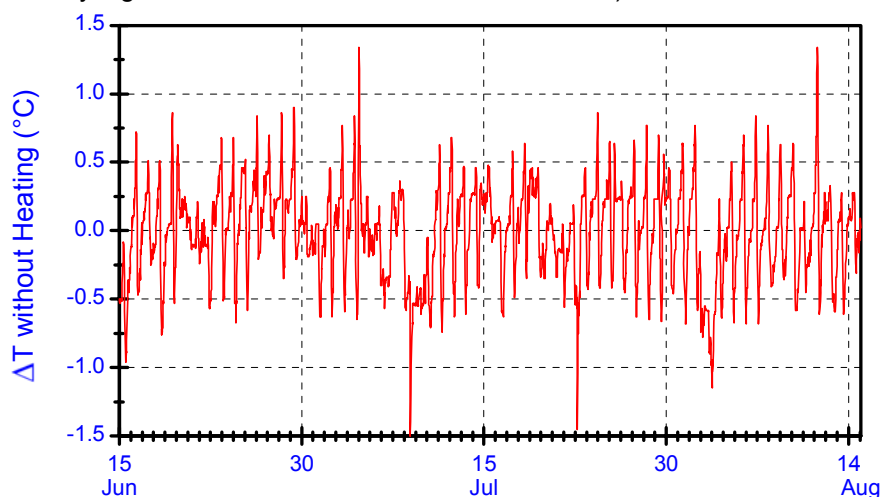
## Introduction

The well known Granier sap flow sensor, i.e. thermal dissipation probe (Granier, 1985) uses heat as a tracer of sap flow. Due to its simplicity, reliability and affordability, several scientists have used the Granier technique all over the world. However, the technique has always had some shortcomings, which include:

1). Granier technique determines arbitrarily the sap flow to a zero value every night. This contravenes the

possibility of night-time transpiration (Granier, 1987) and the fact of refilling process of tree body during the night. (Do and Rocheteau, 2002).

2). The technique ignores the effect of natural temperature gradients of the sap-wood being measured, which range between  $\pm 1.5^\circ \text{C}$  (fig. 1) and can cause considerable error in the results (DO and Rocheteau, 2002).

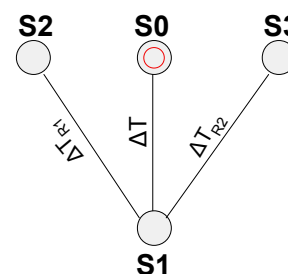


*Fig.1 Vertical temperature gradients of a 40- year old spruce tree, measured with a Granier sensor without heating.*

## The SF-L Sensor

The SF-L sensor takes into consideration the variations of the natural temperature gradients of sapwood. The sensor uses two reference thermocouples to continuously record background temperature gradients ( $\Delta TR1$ ,  $\Delta TR2$ ) of the sapwood. During data processing, values of the temperature differences between the heated needle and the sapwood ambient temperature ( $\Delta T$ ) are corrected by the  $\Delta TR1$ ,  $\Delta TR2$ .

The new sensor therefore considerably enhances accuracy and reliability in sap flow measurements through continuous correction of natural temperature gradients of the sapwood. In contrast to Granier technique, SF-L sensor provides a very stable and more accurate  $\Delta T_{\text{max}}$  value (temperature difference between the heated needle and the sapwood ambient temperature when sap flow=0).  $\Delta T_{\text{max}}$  value is attained under conditions of zero transpiration and zero tree body refilling. This means 100% air humidity and zero tree diameter expanse. The diameter changes are detectable with high accuracy Ecomatik dendrometer (fig. 3).



*Fig. 2 Schematic diagram of the SF-L sensor*

Usually there is only one universal  $\Delta T_{\text{max}}$  in a growth period of a tree. The  $\Delta T$  values in the night are dependent on the refilling state of the tree and the transpiration demand and rarely attain  $\Delta T_{\text{max}}$ . Correct determination  $\Delta T_{\text{max}}$  value enables accurate measurements of the night sap flow. With the SF-L sensor, data processing is also highly simplified because it is no longer necessary to search for maximum temperature differences every night.

The SF-L sensor is easy to use. All necessary tools and spare parts are available at ECOMATIK.

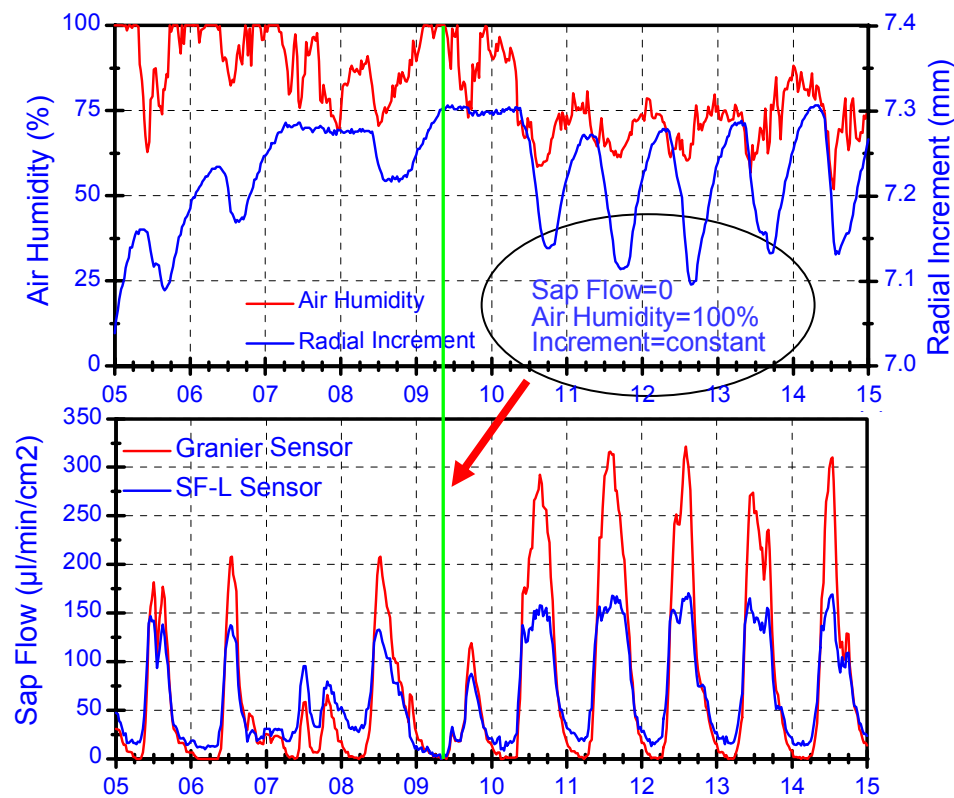


Fig. 3 Above: Air humidity and radial changes of a 40-year old spruce tree measured with an Ecomatik dendrometer type DD. Increase in diameter at night indicates that the tree continues to take up water even during nighttime hence sap flow is not zero.

Below: Comparison between sap flow measured with Granier sensor (red line) and with SF-L sensor (blue line). The Granier sensor shows zero sap flow every night while the SF-L detects zero value only on the night of 9. July, when air humidity reached 100% and the tree body fully saturated with water.


## Technical specifications

Sensor	
Sensor composition	4 needles
Needle size	33 mm length, 1.5 mm diameter
Heating zone	20 mm from top of the needle
Cable length	5 m, extendable to 20 m
Tree size	Diameter > 20 cm
Power consumption	0.2 W +/- 5%, 84 mA DC, stabilized
Output	-100 µV to 1000 µV DC
Data Recording	3 differential channels required
Power supply	
Input	12 V DC
Output	84 mA stabilized, suitable for 1 to 3 SF-L sensors

## Literature

- Granier A (1985): Une nouvelle méthode pour la mesure du flux de sève brute dans le tronc des arbres, Ann. Sci. For., 1985, 42 (2), 193-200.
- Granier A (1987): Mesure du flux de sève brute dans le tronc du Douglas par une nouvelle méthode thermique. Ann. Sc. For., Seichamps, 44.
- Liu J C, Firsching B M, Payer H D (1995): Untersuchungen zur Wirkung von Stoffeinträgen, Trockenheit, Ernährung und Ozon auf die Fichtenerkrankung am Wank in den Kalkalpen. GSF-Bericht 18/95, 236 S.
- Do F and Rocheteau A (2002): Influence of natural temperature gradients on measurements of xylem sap flow with thermal dissipation probes. 1. Field observations and possible remedies. Tree Physiology 22, 641-648.
- Do F and Rocheteau A (2002): Influence of natural temperature gradients on measurements of xylem sap flow with thermal dissipation probes. 2. Advantages and calibration of a non continuous heating system. Tree Physiology 22, 649-654.
- Pearcy R W, Ehleringer J, Mooney H A and Rundel P W (1989): Plant Physiological Ecology – Field Methods and Instrumentation. Chapman and Hall.

# SF-G Sap Flow Sensor

[www.ecomatik.de](http://www.ecomatik.de)


## Technical Specifications

<b>Sensor composition</b>	2 needles
<b>Needle size</b>	33 mm length, 1.5 mm diameter
<b>Heating zone</b>	20 mm from top of the needle
<b>Cable length</b>	5 m, extendable to 20 m
<b>Tree size</b>	Diameter > 5 cm
<b>Power consumption</b>	0.2 W +/- 5%, 84 mA DC, stabilized
<b>Output</b>	100 $\mu$ V to 800 $\mu$ V DC
<b>Logger requirement</b>	1 differential channels

## Introduction

The SF-G is the well-known thermal dissipation probe (TDP) developed by Granier (1985) for measuring sap flow in trees. The sensor consists of two identical manufactured needles with copper-constantan thermocouples and a special heating wire. The two needles are inserted into the sapwood, one above the other 15 cm apart directly below. The top needle is heated with constant energy supply (=constant current source). The temperature difference between two needles  $\Delta T$  resulted from the above heated and below unheated needles correlates to the sap-flow-density.

# Equitensiometer\*

[www.ecomatik.de](http://www.ecomatik.de)


Type EQ15/Adapter: Equipped with screw adapter to connect with an extension tube, enabling deep soil installation

- Worldwide, the first highly accurate instrument for measuring soil matric potential
- Due to a patented technique long-term measuring stability
- Cover the whole range of soil water potential in which plant growth occurs ( 0 - -1500 kPa)
- Individually calibrated sensors
- Maintenance-free for outdoor conditions, not affected by over-range
- Independent operation on a wide range of soil types and conditions
- Very low power consumption
- Easy installation
- Data recording with data logger or display with simple voltmeter
- More than 5 years field testing

## What is matric potential?

There are two ways to measure soil moisture status, namely: Soil water content (SWC) and soil water potential ( $\psi_s$ ). Soil water content describes the amount of water in a given amount of soil relative to the mass of oven-dried soil. Metric potential ( $\psi_m$ ), defined as the amount of work that must be done per unit quantity of pure water in order to transport reversibly and isothermally an infinitesimal quantity of water, identical in composition to the soil water, from a pool at an elevation and the external gas pressure of the point under consideration (Glossary of Soil Science Terms, Soil Science Society of America (SSSA), July 2000). If the specified quantity is volume, the potential is referred to as pressure (Pascal). Metric potential (= suction, moisture tension resulting from combined effects of capillarity and adsorptive forces within the soil matrix) is the main component of total soil water potential. In non-saline soils the total soil water potential ( $\psi_s$ ) is equal to the matric potential.

## Why we need matric potential?

Plant-water relation studies require information on soil water availability (dryness of soil). Soil water availability is expressed as soil water potential ( $\psi_s$ ), and not water content (swc). The two are however, related parameters:

$$\begin{aligned} \text{Soil Water Availability} &= \text{Water Potential} \\ &= f(\text{Water Content, Soil Properties}) \end{aligned}$$

Soil water availability is, therefore, accurately described

by its water potential, which is a function of water content and the soil properties. It is not possible to derive water availability only from its water content. For example, a given plant could be turgid and growing very well in a sandy soil with 10% water content, but in clay soil with the same water content, the same plant could be wilting and dying.

Even if data on both water content and soil properties are available, the derivation of water potential from them is not simple, calling for actual measurements of soil water potential.

Due to lack of practicable instruments for measuring soil water potential under field conditions scientists have often used water content measurements to study soil-water-plant relationships. The disadvantage of such water content related studies is that the results cannot be reproduced and compared under different soil conditions. Many scientists have been working on plant-water relations to assist farmers identify the threshold value for irrigation water supply and several publications exist to the effect. However, none is able to answer the question; "How much soil moisture should I keep to meet optimal demands of my plants?" On a global context, this has led to enormous loss of water resources. This problem could be solved, if we used soil water potential instead of soil water content for our research works and in water resource management.

## Principle of operation

Equitensiometer consists of two parts: water content sensor and equilibrium body. The water content sensor is permanently attached to the equilibrium body and determines the water content in the equilibrium body instantaneously. The equilibrium body has a stable soil moisture characteristic.

During measurements, the equilibrium body acquires matric potential of the surrounding soil and this is recorded by the water content sensor and converted into matric potential

## Comparison of techniques for measuring matric potential

The concept of describing soil water availability for plants using water potential ( $\Psi$ ) is known since 1907 (E. Buckingham). Scientists and engineers long recognized the importance of this measure and several attempts have been made in the last century to build equipment that can directly measure soil water potential ( $\Psi_s$ ). Currently, there are only three existing techniques available namely; tensiometer, resistance block (gypsum block, watermark) and psychrometer. All the three techniques however, have practical limitations with regard to range of operation, accuracy and costs. Accurate monitoring of soil water potential under outdoor conditions is still a pipe dream for many scientists.

### Comparison of techniques for measuring matric potential

Techniques	Range (kPa)	Advantages	Disadvantages
<b>Resistance blocks</b>	-100- -700	1. Inexpensive	1. Must be calibrated individually by user 2. Unreliable measurement 3. Just for rough estimating the matric potential
<b>Psychrometer</b>	-200- -10000	1. Useful in very dry soil 2. Measures totals water potential	1. Does not function in wet soil 2. Sensitive to temperature gradients in the soil 3. Expensive 4. Not suitable for outdoor conditions
<b>Tensiometer</b>	0- -85	1. Relatively reliable	1. Does not function in dry soil 2. Costly maintenance and service 3. Not suitable for monitoring water availability for plants
<b>Equi-Tensiometer</b>	0- -1500	1. Relatively reliable 2. Covers the whole range of matric potential for plant growth 3. Maintenance-free measurement	1. No linear output

## Working with Equitensiometer

### • Accuracy and Range

Equitensiometers are individually calibrated during production and every sensor has its own calibration certificate. This guarantees high sensor accuracy.

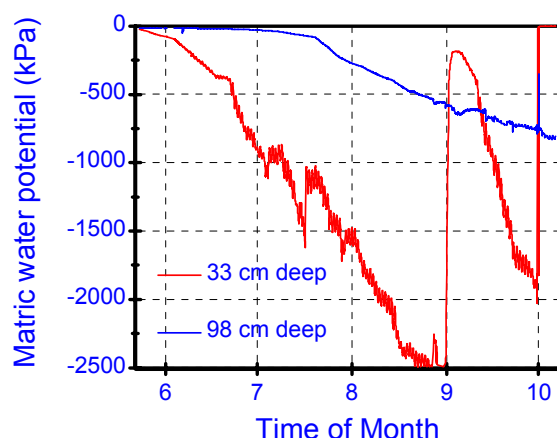


Fig.1 Course of matric potential in a *Quercus suber* Stand

A standard version sensor has a measuring range from 0 to -1500 kPa (0- -15 bar). For special requirements, the range can be extended up to -2500 kPa (fig. 1), but with reduced accuracy. A refill such as in transducer tensiometer is also not necessary.

### • Effect of soil properties on the measurements

Unlike water content, water potential is an absolute measure and is independent of physical soil properties. For this reason the performance of Equitensiometer is not affected by the variation of physical soil properties (density, clay/sand/stone content and organic matter content).

The matric potential is derived from water content read within the equilibrium body. This is a decisive deviation from the gypsum block, which converts the electrical conductivity of soil solution to matric potential and is very

sensitive to conductivity of soil solution. Thus the EQ15 operates within a wide range of conditions and is independent of the soil chemical properties. However, in saline soils with conductivity >1 m S/cm, the results may be shifted to the dry range.

• **Hysteresis**

Equitensiometer is especially suit-able for continuously monitoring matric soil water potential. The equilibrium body consists of materials with higher water conductivity than any soil types. Under natural rains or irrigation conditions, the sensor can accurately follow any changes in soil matric potential without hysteresis (see fig. 2). But under artificial conditions if the matric potential is rapidly changed by more than 20 kPa/minute, the sensor may show hysteresis. This property limits instantaneous measurements with the Equitensiometer.

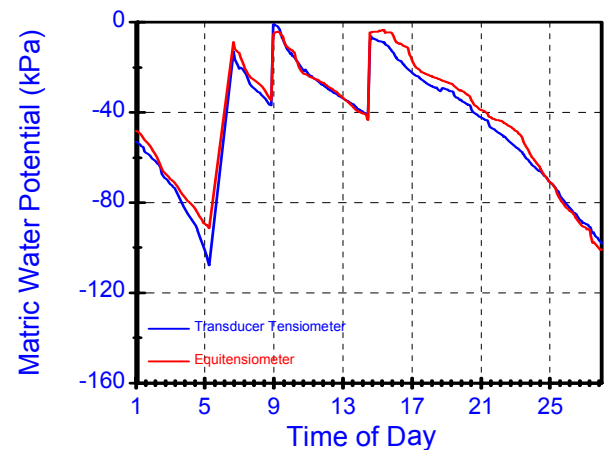


Fig. 2: Comparing the sensitivity of the EQ15 (red line) with transducer tensiometer (blue line). The soil was periodically irrigated. Either during the wetting or drying phases there were no significant differences between both sensors.

• **Long term measurements**

Fig. 4 shows results from Equitensiometer, when measurements were conducted in two neighbouring spruce and beech stands in Bavaria. The sensors worked for more than two years without any servicing.

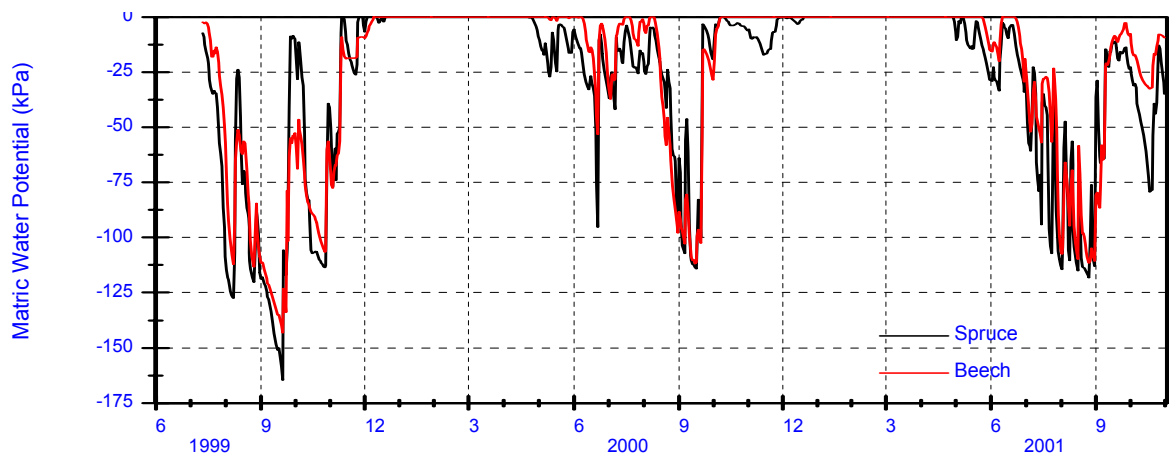


Fig. 4 Matric water potential in two neighbouring spruce and beech stands in Bavaria continuously measured with Equitensiometers. Corresponding to the transpiration characteristics the soil under spruce stand in Spring and in late Autumn is dryer than under beech stand (Unpublished data of Technical University of Munich).

• **Installation**

Equitensiometer is easy to install. The sensor is installed at the desired depth by burrowing and refilling the hole. In case of stony soil the sensor should be covered with quartz powder (or soil material with particle size between 20 to 100 µm) to improve the contact between the equilibrium body and soil. For installation in deep soil the use of the type EQ15/Adapter with an extension tube is re-commended. The disturbed soil structure does not affect the sensor performance.

• **Data recording and Data processing**

The Equitensiometer output is volt and ranges between 100 and 1000 mV. Any data logger with function of voltage measurement can be used for continuous data recording. For dis-continuous measurements, the data can be read out with a simple voltmeter. Ecomatik supplies different logger types for different requirements.

Each Equitensiometer is provided with its own calibration certificate (fig. 3), which gives the relationship between mV output, as read by the Equitensiometer, and its corresponding matric water potential in kPa. With the calibration certificate (fig. 3), the data output can easily be automatically converted into kPa by data logger or by calculating using a computer.

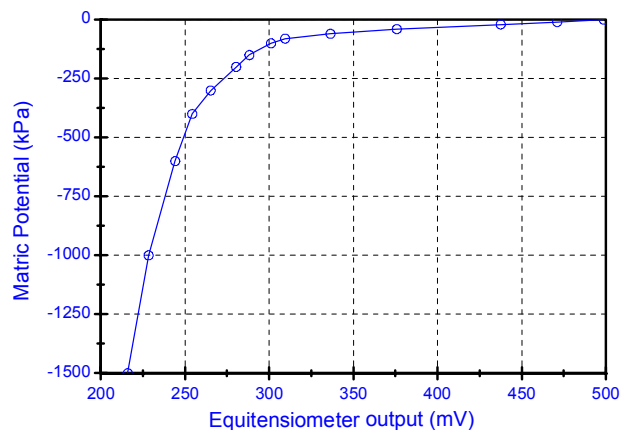


Fig. 3 Typical Calibration data of Equitensiometer

## Technical specification

<b>Measuring parameter</b>	Matric potential of soil.
<b>Range</b>	0 to -1500 kPa (0 to -15 bar).
<b>Accuracy</b>	Between 0 kPa and -100 kPa: $\pm 10$ kPa. Between -100 kPa and -1500 kPa: 10%.
<b>Hysteresis</b>	Very low, can accurately follow any changes of matric potential in soils.
<b>Use area</b>	Monitoring of soil hydrology, plant physiology, soil water status, Irrigation control etc.
<b>Environment</b>	Wide ranging soil types for long periods.
<b>Interface</b>	Input requirements: 5-15 V DC, Current consumption: max. 23 mA, Output signal: 100 -800 mV DC.
<b>Case material</b>	Stainless steel.
<b>Dimensions and weight</b>	Length $\times$ width $\times$ thickness = 17 cm $\times$ 4 cm $\times$ 2 cm, standard cable length: 5 m, max. Length: 100 m, weight: 350 g without cable.

## Ordering Information

<b>EQ15/Basic</b>	Basic version for use in shallow soils
<b>EQ15/Adapter</b>	Equipped with a screw to connect with an extension tube, enabling installation in deep soils.
<b>EQ15/Tube-1m</b>	1 m PVC extension tube.
<b>EQ15/Tube-2m</b>	2 m PVC extension tube.
<b>EQ15/Cable</b>	Additional cable fitted to EQ15. Max. recommended length 100 m.
<b>Quartz powder</b>	To improve the contact of EQ15 to soil, recommended for use in stony soils.
<b>Data Logger</b>	On request.

## Scientific Papers related to Equitensiometers

- Booth D: Incubation of rigid-shelled turtle eggs: do hydric conditions matter? *Journal of Comparative Physiology B: Biochemical, Systemic, and Environmental Physiology*. 172 (7), 627-633, 2002
- Scanlon BR, Andraski, BJ and Bilskie : Miscellaneous Methods for Measuring Matric or Water Potential. In: J. Dane and C. Topp [eds.]. *Methods of soil analysis*. Madison, WI: ASA and SSSA, 643-670, 2002
- Bartelheimer M, Steinlein T and Beyschlag W: Aggregative Root Placement: A Feature During Interspecific Competition in Inland Sand-Dune Habitats. *Plant and Soil*, 280, 101-114, 2006.
- Hoepfner U, Neudert A und Paul M: Lysimeteruntersuchungen zum Wasserhaushalt von Endabdeckungen zur Sanierung von Tailings des Uranerzbergbaus in Sachsen.
- Kanoun O, Tetyuev A und Tränkler HR: Bodenfeuchtemessung mittels Impedanzspektroskopie (Soil Moisture Measurement with Impedance Spectroscopy). *tm - Technisches Messen*. 9, 475-485, 2004
- Kurz-Besson C, Otieno D et al.: Hydraulic Lift in Cork Oak Trees in a Savannah-Type Mediterranean Ecosystem and its Contribution to the Local Water Balance. *Plant and Soil* 282 1573-5036, 2006
- Noborio K, Horton R and Tan C S: Time Domain Reflectometry Probe for Simultaneous Measurement of Soil Matric Potential and Water Content. *Soil Science Society of America Journal* 63:1500-1505, 1999
- Otieno DO, Kurz-Besson C, Liu J, Schmidt MWT, Vale-Lobodo R, David TS, Siegwolf R, Pereira JS and Tenhunen JD: Seasonal Variations in Soil and Plant Water Status in a *Quercus suber* L. Stand: Roots as Determinants of Tree Productivity and Survival in the Mediterranean-type Ecosystem. *Plant and Soil*, 283, 119-135, 2006
- Otieno DO: Coordinated Tree Response to Drought – Vulnerability and Sustainable Production: Hypotheses on Arid Ecosystem Adjustments to Limitation in Water Resources. Doctoral Thesis, University Bayreuth, Germany, 2004
- Reyes A, Christian P, Valle J and Williams T: Derivation and verification of soil hydrodynamic parameters in cinnamon soil. *BioControl* 49 (4), 2004
- Roberts J, Rosier P: The impact of broadleaved woodland on water resources in lowland UK: I. Soil water changes below beech woodland and grass on chalk sites in Hampshire. *Hydrology and Earth System Sciences*, 2005, 9 (6), 596-606
- Schäfer K, Oren R, Lai CT and Katul G: Hydrologic balance in an intact temperate forest ecosystem under ambient and elevated atmospheric CO<sub>2</sub> concentration. *Global Change Biology*, 885-911, 2002
- Schütz M: Untersuchungen zum Wachstum und Gaswechsel von Weizenbeständen unter globalen Klimaveränderungen unter besonderer Berücksichtigung von Veränderungen der atmosphärischen CO<sub>2</sub> Konzentration und des Wasserhaushalts. Dissertation Universität Gießen, 2002.
- Stampfli A and Zeiter M: Plant regeneration directs changes in grassland composition after extreme drought: a 13-year study in southern Switzerland. *Journal of Ecology* 92 (4), 568-576, 2004
- Thomas V: Effects of Simultaneous Ozone and Nitrogen Exposure on two Tree Species: *Fagus SYLVATICA* (L.) AND *Picea ABIES* (L.) Karst.. Inauguraldissertation, University Basel, 2005
- Voltas J, Serrano L, Hernández M and Pemán J: Carbon Isotope Discrimination, Gas Exchange and Stem Growth of Four Euramerican Hybrid Poplars under Different Watering Regimes. *New Forests* 31 (3), 435-451, 2006.
- Wie C Y, Liu X Z and Kang L L: Derivation and verification of soil hydrodynamic parameters in cinnamon soil. *JOURNAL OF HYDRAULIC ENGINEERING*, 2004 No.3 P.81-86.
- Werner C, Unger S, Pereira J, Maia R, David TS, Cathy Kurz-Besson C, David JS and Máguas C: Importance of short-term dynamics in carbon isotope ratios of ecosystem respiration ( $\delta^{13}\text{C}_\text{R}$ ) in a Mediterranean oak woodland and linkage to environmental factors. *New Phytologist* 172(2) 330-346, 2006
- Wieser G, Gigele T and Pausch H: The carbon budget of an adult *Pinus cembra* tree at the alpine timberline in the Central Austrian Alps. *European Journal of Forest Research*. 124 (1), 1-8, 2005

# References (some of our customers)

[www.ecomatik.de](http://www.ecomatik.de)

## Argentina

CONICET-INTA EEA Bariloche, Grupo de Ecología Foresta,  
Bariloche  
IANIGLA-CONICET, Mendoza

## Australia

PlantSensors, Nakara

## Austria

Universität Innsbruck, Institut für Botanik, Innsbruck  
BFW, Abt Ökophysiologie der Alpenen Waldgrenze, Innsbruck  
Universität Wien, Department of Geography and Regional  
Research UZA II, Wien  
Pessl Instruments GmbH, Weiz

## Belgium

Vrije Universiteit Brussel, WE-DBIO-APNA, Brussels  
Vrije Universiteit Brussel, Toegepaste Ecologie & Milieubiologie,  
Gent  
Vrije Universiteit Brussel, ETRO Department Building Ke, room  
Ke.3.22, Brussels  
Laboratory for Wood Biology and Xylarium, Royal Museum for  
Central Africa, Tervuren

## Brasil

Fundacao de Desenvolvimento Cientifico E Curtural-Fundecc,  
Campus da Univesidade Federal de Lavras

## Bulgaria

DANS PHARMA, Sofia

## Canada

Direction de la recherche forestière, Ministère des Ressources  
naturelles et de la Faune, Québec  
McGill University, Department of Natural Resource Sciences,  
Québec  
University of Western Ontario, Department of Geography,  
London  
Macdonald Campus of McGill University, Department of Natural  
Resource Sciences, Québec

## Chile

MorpH2O SA Latinoamerica S.A, Buin

## China

LICA United Technology Limited Beijing  
Beijing Channel Scientific Instruments Co., Ltd. Beijing  
Chinese Academy of Forestry, Research Institute of Forest  
Ecology, Environment and Protection, Beijing  
Xishuangbanna Tropical Botanical Garden (CAS), Yunnan

## Colombia

Departamento Administrativo.Cali - Valle del Cauca

## Denmark

University of Aarhus, Faculty of Agricultural Sciences, Dept. of  
Agroecology and Environment, Tjele

## Ecuador

Sistemas Tecnológicos, Quito

## France

Agriscopelunel  
O3HP St Michel l'Observatoire  
INRA-EPHYSE, Site de Recherches Forêt Bois de Pierroton,  
CESTAS Cedex

## Germany

Universität Bochum, Geographisches Institut, Bochum  
Universität Cottbus, Institut für Rekultivierung  
Universität der Bundeswehr München, Institut für Tiefbau,  
Neubiberg  
Universität Freiburg, Institut für Forstbotanik und  
Baumphysiologie, Freiburg  
Universität Freiburg, Institut für Bodenkunde und  
Waldernährungslehre, Freiburg  
Universität Freiburg, Institut für Waldwachstum, Freiburg  
University of Freiburg, Meteorological Institute, Freiburg  
Universität Göttingen, Institut für Zuckerrübenforschung,  
Göttingen  
Universität Köln, Institut für Geophysik und Meteorologie, Köln

University of Bayreuth, Department of Plant Ecology, Bayreuth  
University of Stuttgart, Institute of Geography, Stuttgart  
Urania Agrochem GmbH, Hamburg  
UP Umweltanalytische Produkte GmbH Cottbus  
Technische Universität München, Lehrstuhl für Ökophysiologie  
der Pflanzen, Freising  
University of Erlangen-Nuremberg, Institute of Geography,  
Erlangen  
Technische Universität Dresden, Institut für Bodenkunde und  
Standortslehre, Fakultät Forst-, Geo- und  
Hydrowissenschaften, Tharandt  
Universität Bonn, Dendroökologisches Labor, Geographisches  
Institut, Bonn  
Feingerätebau K.Fischer GmbH, Drebach  
Justus-Liebig Universität, Institut für Pflanzenökologie,  
Interdisziplinäres Forschungszentrum für Umweltsicherung  
(IFZ), Gießen  
Imtech Telecom GmbH, Potsdam  
Heiko Meier Nachrichtentechnik Zwickau  
Bayerische Landesanstalt für Landwirtschaft, Inst. für  
Agrarökologie, Ökologischen Landbau und Bodenschutz,  
Freising  
Ludwig-Maximilians-University Munich, Department of  
Geography, München  
Beuth Hochschule für Technik Berlin, Leibniz-Institut für  
Agrartechnik Potsdam-Bornim  
Leibniz Universität, Institut für Botanik, Hannover  
Theodor Friedrichs & Co. GmbH, Schenefeld  
Hochschule für Forstwirtschaft Rottenburg, Schadenweilhof,  
Rottenburg am Neckar  
Bayerische Landesanstalt für Landwirtschaft, Institut für  
Agrarökologie, Ökologischen Landbau und Bodenschutz,  
Freising  
Johann Heinrich von Thünen-Institut, Bundesforschungsinstitut  
für Ländliche Räume, Wald und Fischerei, Eberswalde  
University Duisburg-Essen, Dep. of Applied Botany, Essen  
Helmholtz-Zentrum Potsdam, Deutsches  
GeoForschungsZentrum (GFZ), Potsdam  
Technische Universität München, Wissenschaftszentrum  
Weihenstephan, Freising  
Johannes Gutenberg University Mainz, Department of  
Geography, Mainz  
University of Bonn, Department of Geography, Bonn  
Degersheim Heidenheim  
Helmholtz Zentrum München, Institut für Bodenökologie,  
Neuherberg  
Thüringer Landesanstalt für Wald, Jagd und Fischerei, Referat  
Waldzustandsüberwachung, Gotha  
Umwelt-Geräte-Technik GmbH, Müncheberg  
Universität Hamburg, Zentrum Holzwirtschaft, Hamburg  
Bayerisches Amt für forstliche Saat- und Pflanzenzucht,  
Sachgebiet 3, Teisendorf  
Ahlborn Mess- und Regelungstechnik GmbH, Holzkirchen  
University of Bonn, INRES Gartenbauwissenschaft, Bonn  
Universität Bonn, Institut für Landtechnik, Bonn  
Brandenburgische Technische Universität, Lehrstuhl für  
Bodenschutz und Rekultivierung, Cottbus  
Universität Hamburg, Zentrum Holzwirtschaft, Institut für  
Holzbiologie, Hamburg  
Deutsche Forschungsgemeinschaft Bonn  
Max-Planck-Institut für Biogeochemie Jena  
Johannes Gutenberg University Mainz, Department of  
Geography, Mainz  
Helmholtz-Zentrum Potsdam, Deutsches  
GeoForschungsZentrum (GFZ), Potsdam  
Helmholtz Centre for Environmental Research – UFZ,  
Department of Ecological Modelling, Leipzig

# References (some of our customers)

[www.ecomatik.de](http://www.ecomatik.de)

CEBra - Centre for Energy Technology Brandenburg e.V., Cottbus

Ernst-Moritz-Arndt-Universität, Institut für Botanik und Landschaftsökologie, Greifswald

TU Dresden, Fakultät für Forst-, Geo- und Hydrowissenschaften, Dresden

TU Dresden, Forstbotanik. AG molekulare Gehölzphysiologie, Tharandt

Ernst-Moritz-Arndt-Universität, Institut für Botanik und Landschaftsökologie, Greifswald

Technische Universität Dresden, Institute of Soil Science & Site Ecology Faculty of Forest, Geo & Hydro Sciences, Tharandt

## Hungary

University of Debrecen, Department of Botany, Debrecen

University of Debrecen, Centre of arts, humanities and sciences, Debrecen

## India

Miras Instruments and equipments, Chennai

SHAILRON TECHNOLOGY PVT. LTD, NEW DELHI

KARTHIKEYA OVERSEAS, Bhopal

## Iran

Tajhiz Fanavaran Zangan Co., Tehran

## Israel

Ag-sense Ltd Ramat-Yshay

## Italy

Lombard & Marozzini srl, Rome

SIMACO di Resti Raffaello, Arezzo

Università di Padova, Anfodillo-Laboratorio IDEA, Legnaro (PD)

Vivaio Forestale E.R.S.A.F., Curno (BG)

Magazzino Azienda Special, Per Regolamentazione Dei Corsi D'Acqua, Prato Isarco (BZ),

UNIVERSITA' DI TRENTO, DIVISIONE INGEGNERIA, 38050 POVO (TN)

## Japan

TERRA-TECH, INC. Tokyo

KAIYO DENSHI Co., Ltd. Saitama

Meiwafosis Co., Ltd., Osaka

## Malaysia

Universiti Malaysia Perlis, Jejawi

## Marocco

Green solutions sarl AGADIR

Sté. Phyto Consulting sarl. Ait Melloul

## Mexico

Celeritas Trading & Consulting S.A. de C.V., Naucalpan de Juárez

## New Zealand

Agfirst BOP Ltd Katikati

AgFirst Technical Services Manager, Motueka

## Netherlands

Institute of Agricultural and Environmental Engineering (IMAG-DLO), Wageningen

GLOWA Volta Project Water Management, Civil Engineering & Geosciences TU Delft

Praktijkonderzoek Plant & Omgeving (PPO), Sector Fruit, Zetten

## Norway

Norwegian Univ of Life Sciences, Agresso fakturasentral, Oslo

## Peru

HIGH TECH SERVICE S.A.C., Proyectos & Servicios, Miraflores- Lima

## Portugal

Mezão Telecomunicações e Electrónica, Lda. PORTO SALVO

Dept. Botanica e Eng. Biologica, Instituto Superior de Agronomia, Lisboa

## Romania

Bessona Company SRL Bacau

S.C. FEDERAL EXPERT S.R.L., Bucuresti

AMEX Import Export SRL, Bucuresti

SC Eltex Echipamente Electronice Industriale srl, Bucharest

EUROPANDA S.R.L

Forest Research and Management Institute (ICAS), Voluntari Ilfov

EUROPANDA S.R.L., Campulung Moldovenesc, SUCEAVA

## Russia

FITO Ltd. Moscow

## South Africa

Natural Resources and the Environment, CSIR, Ecosystem Processes and Dynamics, Pretoria

## South Korea

Encosys CO., LTD., Room 232, 8 Dong, Anyang Kyungki-Do

## Spain

Equipos Instrumentacion y Control SL Alente, Madrid

PROQUILAB, S.A. CARTAGENA (MURCIA)

Adm Juver, s/Santo Angel, Murcia

TSC (Techno-Sciences Consulting), Sevilla

Urbiotica S.L., h, La Roca del Valles

Universitat Politècnica de Catalunya, ns, Barcelona

Libelium Comunicaciones Distribuidas S.L., Zaragoza

Government of Aragon, Agricultural Research and Technology

Centre (CITA) Forest Ressources Unit, Zaragoza

Fundación Instituto Tecnológico de Galicia, A Coruña

GEONATURA S.L., Madrid

## Sweden

Lund University, Earth and Ecosystem Sciences, Lund

## Switzerland

Institut für Angewandte Pflanzenbiologie, Schönenbuch

Swiss Federal Institute for Forest, Snow and Landscape,

Research WSL, Birmensdorf

Universität Basel, Botanisches Institut, Basel

University of Applied Sciences of Central Switzerland, Institute of Electronics, Horw

Stump ForATec AG, Abt. Messtechnik, Naenikon

ETH Zürich, Institut für Geotechnik, Zürich

## Taiwan

National Taiwan University, School of Forestry & Resource Conservation, Taipei

Jauntering International Corp., Taipei

Ming-Guan Instruments Co., Ltd., CHANGHUA CITY

## Thailand

Mahidol University, Faculty of Environment and Resource

Studies, Nakhon Pathom

## UK

Delta-T Devices Ltd Cambridge

University of Oxford, School of Geography and the

Environment, Oxford

Wolfson College Oxford

## USA

Lamont-Doherty Earth Observatory of Columbia, Tree-Ring Laboratory, New York

Department of Biological Sciences, University of Alabama, Tuscaloosa

IAB Toolik 757000 Fairbanks

Tulane University, Ecology and Evolutionary Biology, New Orleans

USDA Forest Service, Olympia Forestry Sciences Laboratory, Olympia

University of Arizona, Natural Resources and Environment, Tucson

Utah State University, Ecology Center UMC 5205, Logan

UC Davis, Land, Air and Water Resources Plant and

Environmental Sciences, Davis

Tree Consulting, Arizona

U.S. Department of Agriculture, Forest Service Pacific

Northwest Research Station,

U.S. Department of Agriculture, Forest Service Pacific

Southwest Research Station

### **Ordering Information**

Details regarding ordering information, accessories, consumables and spares for our instruments can be found in our prices lists, available on request.

### **Payment**

Our normal terms are payment in advance of shipment, or by irrevocable letter of credit. Details are available on request.

### **Guarantee and Service**

ECOMATIK guarantees its products against defects in manufacture or material for a period of 24 months from the date of delivery. Full details of the guarantee, terms and condition of sale, and arrangements for servicing and recalibration are available on request.

ECOMATIK  
Muenchner Str. 22  
D-85221 Dachau/Munich  
Germany  
Tel: +49 8131 260738  
Fax: +49 8131 274434  
website: [www.ecomatik.de](http://www.ecomatik.de)  
e-mail: [info@ecomatik.de](mailto:info@ecomatik.de)